

# FOR LEASE: ±1,100 SF - ±11,000 SF

2902-2976 RUBIDOUX BLVD | JURUPA VALLEY, CA 92509

CALL  
AGENTS  
TO SHOW



# FOR LEASE: ±1,100 SF - ±11,000 SF

2902-2976 RUBIDOUX BLVD | JURUPA VALLEY, CA 92509



## TOBY TEWELL

Vice President

951.276.3662

ttewell@lee-associates.com

DRE #01822772



## CARLY HAMILTON

Marketing Assistant

951.276.3663

chamilton@lee-associates.com

DRE #01968295



LEE &  
ASSOCIATES

COMMERCIAL REAL ESTATE SERVICES







No warranty or representation has been made to the accuracy of the foregoing information. Terms of sale or lease and availability are subject to change or withdrawal without notice.  
Lee & Associates Commercial Real Estate Services, Inc. - Riverside 4193 Flat Rock Drive, Suite 100, Riverside, CA 92505 | Corporate DRE# 01048055

# FOR LEASE: ±1,100 SF - ±11,000 SF

2902-2976 RUBIDOUX BLVD | JURUPA VALLEY, CA 92509

## AVAILABILITIES

Bldg/Address/Suite	Product Type	Square Feet	Asking Rate	Operating Expenses	Availability	Video	Floor Plan
Suite 2904-A**	Office/Flex	1,475	\$1.25 PSF NNN	\$0.28 PSF	30 Days		
Suite 2908	Industrial	6,804	\$1.20 PSF NNN	\$0.28 PSF	30 Days		
Suite 2916*	Industrial	2,007	\$1.25 PSF NNN	\$0.28 PSF	Now		
Suite 2918*	Industrial	2,008	\$1.25 PSF NNN	\$0.28 PSF	Now		
Suite 2926	Industrial	6,177 + 3,200 SF Yard	\$1.25 PSF NNN	\$0.28 PSF	Now		
Suite 2932-A	Industrial	2,032	\$1.25 PSF NNN	\$0.28 PSF	Now		
Suite 2932-D	Industrial	2,032	\$1.25 PSF NNN	\$0.28 PSF	Now		

\* Contiguous to 4,015 SF

\*\* (C-1/C-P Zone)



PROJECT WEBSITE



COMMERCIAL REAL ESTATE SERVICES



No warranty or representation has been made to the accuracy of the foregoing information. Terms of sale or lease and availability are subject to change or withdrawal without notice.  
Lee & Associates Commercial Real Estate Services, Inc. - Riverside 4193 Flat Rock Drive, Suite 100, Riverside, CA 92505 | Corporate DRE# 01048055

# FOR LEASE: ±1,100 SF - ±11,000 SF

2902-2976 RUBIDOUX BLVD | JURUPA VALLEY, CA 92509

## PROPERTY HIGHLIGHTS:

- ±1,100 - 11,000 SF Range
- Private Fenced Yards
- Renovation In-Process
- Ground Level Loading
- Flexible Zoning
- Direct Frontage on 60 Freeway & Rubidoux Blvd
- Professional Business Park in Jurupa Valley



**AVAILABLE SF**  
1,100 SF TO 11,000 SF



**100 - 400**  
AMP POWER



**14' - 16'**  
CLEAR HEIGHT



**GROUND LEVEL**  
LOADING DOOR



**2/1,000**  
PARKING RATIO



**SPRINKLERED**



# FOR LEASE: ±1,100 SF - ±11,000 SF

2902-2976 RUBIDOUX BLVD | JURUPA VALLEY, CA 92509



# FOR LEASE: ±1,100 SF - ±11,000 SF

2902-2976 RUBIDOUX BLVD | JURUPA VALLEY, CA 92509



# FOR LEASE: ±1,100 SF - ±11,000 SF

2902-2976 RUBIDOUX BLVD | JURUPA VALLEY, CA 92509



# FOR LEASE: ±1,100 SF - ±11,000 SF

2902-2976 RUBIDOUX BLVD | JURUPA VALLEY, CA 92509

